

LAMBETH COMMUNITY POLICE CONSULTATIVE GROUP

Superintendent Jonathan Tottman

The Monthly Police Report



5th September 2006

No Deal

- **21st July 2006 to 20th August 2006**
- **Stop & Account 48 .**
- **Resulting in Stop & Search of 43 .**
- **14 of those searched arrested. Search arrest rate 32.6%**
- **Total number arrested during the period was 40 .**
- **The majority of those searched being in the age range of 26 years to 40 years of age (62.5%)**



Murders 2005

- **Charles Anokye** **01/08/2005 Stabbed outside The Mass**
5 charged with murder no updates
- **Aleksandra Dronjak** **13/11/2005 victim found with head**
wounds 229 Lambeth Road Crawford NAKASALA appeared Central
Criminal Court On 20/7/06 sentenced to life, minimum of 25 yrs.
- **Anthony May** **12/12/2005 victim struck over the**
head with metal bar at 244 High Street 2 charged with murder trial
set for 31/07/2006. No updates.



Murders 2006

- **Matthew Smith** **Colmer Road, Streatham – 7 Arrested in**
relation to the murder , 3 charged with murder no updates
- **Thomas Fahey** **Victim shot during an attempted armed**
robbery 24/06/05. He died as a result of his injuries 30-1-06. 2 charged with
murder and robbery. No updates.
- **Michael Gallagher** **27/02/2006 The victim was stabbed found by**
member of public on his own doorstep in Broxholm Road 1 charged with
murder Date for Plea and Directions Hearing 6/10/2006
- **Simon Montenior** **Victim died on 11/05/2006 single stab wound**
to chest in Stockwell Road No suspect identified to date. Enquiries continue.
No updates.

Murders 2006

- **Khizar Hayat & Hamidullah Hamidi** **On 27/04/2006 At approx 15.35 a male threw a petrol bomb into the venue. The victim died due to the resultant fire. Others have also been injured. 1 charged with murder no updates**
- **Raymond Mayne** **Victim stabbed 06/05/2006 Vauxhall Grove 2 Charged with Murder no updates.**
- **Paul Owens (aka OWOTURO)** **Victim stabbed 10/05/2006 Norfolk House Road by flatmate 1 Charged with murder No updates.**
- **Alex Mulumba Kamondo** **On 08/06/2006 Stabbed O/S Black Prince PH 2 charged with murder 3 on bail enquiries ongoing to identify other suspects. No updates.**

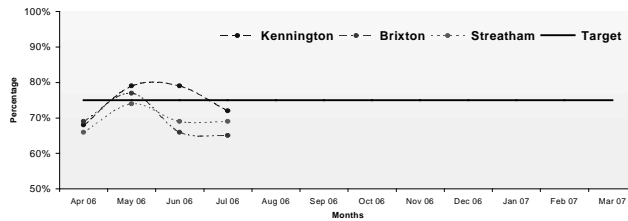
Murders 2006

- **Mark Murphy** **On 22/08/2006 at 24, Bournevale Road, London, SW16 Victim died as a result of a fatal stab wound. 1 Suspect charged remanded in custody to Central Criminal Court on 30/11/2006**

Computer Aided Dispatch I calls Achievements

Call Type	Sector / Month	Apr 2006	May 2006	Jun 2006	Jul 2006	Aug 2006	Sep 2006	Oct 2006	Nov 2006	Dec 2006	Jan 2007	Feb 2007	Mar 2007
I CALLS	Kennington	68%	79%	79%	72%	75%	75%	75%	75%	75%	75%	75%	75%
	Kennington Average YTD	75%	75%	75%	75%	75%	75%	75%	75%	75%	75%	75%	75%
	Brixton	69%	77%	66%	65%	69%	69%	69%	69%	69%	69%	69%	69%
	Brixton Average YTD	69%	69%	69%	69%	69%	69%	69%	69%	69%	69%	69%	69%
	Streatham	66%	74%	69%	69%	70%	70%	70%	70%	70%	70%	70%	70%
	Streatham Average YTD	70%	70%	70%	70%	70%	70%	70%	70%	70%	70%	70%	70%
	Borough Average p/m	68%	77%	71%	69%	0%	0%	0%	0%	0%	0%	0%	0%
	Borough Average YTD	71%	71%	71%	71%	71%	71%	71%	71%	71%	71%	71%	71%

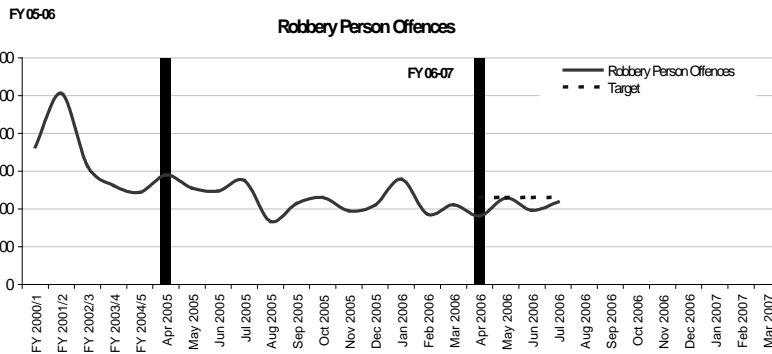
CAD Achievements for Lambeth SubCommands



Metcall & IBO started beginning August



Robbery FYTD:- 824 Offences



Financial Year to Date Compared to Same Period in last Financial Year

Current Offences FYTD: -23% Down

Current Detection Rate FYTD: 10% (Down from 12%)

Current SD Rate FYTD: 10% (Up from 10%)

Monthly Average: 206
Target Offences (Monthly): 229.9

Sanct Detections Target: 14%
Detections Target: 0%

Robbery FYTD:- 824 Offences

23% reduction

Target 0% change

Current breakdown

LD (Brixton)	31%
LK (Kennington)	49%
LS (Streatham)	20%

Prime Areas:

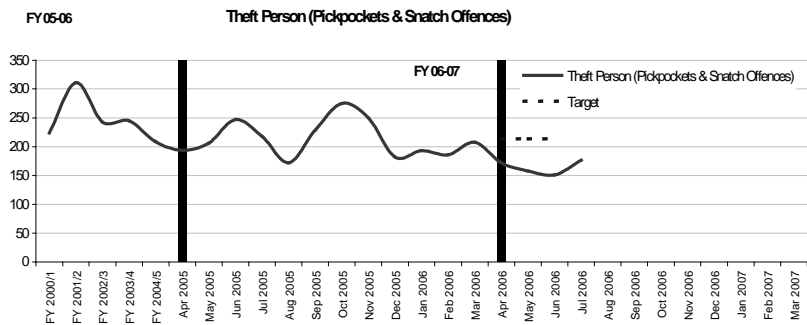
LD Town centre

LK Vassal

LS Streatham High Road



Theft Person FYTD:- 658 Offences



Financial Year to Date Compared to Same Period in last Financial Year

Current Offences FYTD: -24% Down

Current Detection Rate FYTD: 2% (Up from 2%)

Current SD Rate FYTD: 2% (Up from 2%)

Monthly Average: 165
Target Offences (Monthly): 213.3

Sanct Detections Target: 0%
Detections Target: 0%

Theft Person FYTD:- 658 Offences

Snatch & Pick pocket offences **24% reduction**

Snatch Offences

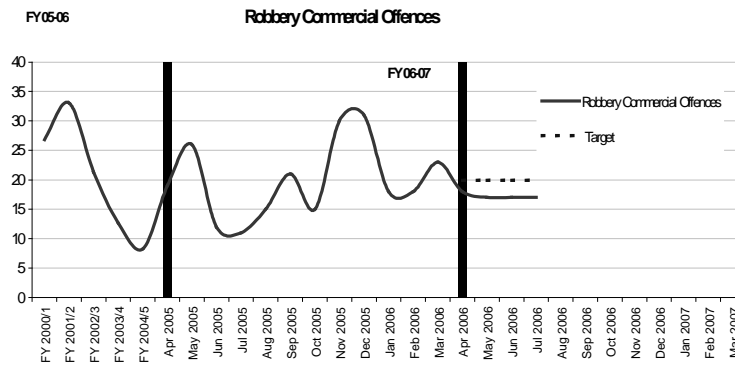
LD (Brixton)	54%	(Town Centre)
LK (Kennington)	11%	(Clapham Park Road, Stockwell)
LS (Streatham)	35%	(Streatham High Road)

Pick pocket offences

LD	52%	(Town Centre, Buses and Bus Stops)
LS	10%	(Waterloo)
LK	38%	(Clapham High Street)



Robbery Commercial Offences FYTD:- 69 Offences



Financial Year to Date Compared to Same Period in last Financial Year
Current Offences FYTD: 1% Up

Current Detection Rate
FYTD: 10% (Down from 28%)
Current SD Rate FYTD: 10% (Down from 28%)

Monthly Average: 17
Target Offences (Monthly): 19.9

Sanct Detections Target: 0%
Detections Target: 0%

Robbery Commercial Offences FYTD:- 69 Offences

Food delivery robberies,

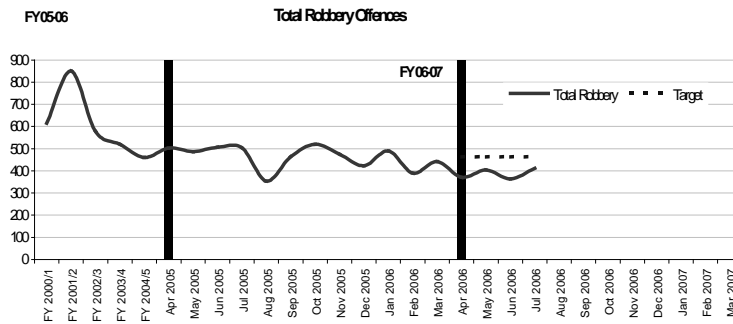
Cash in transit i.e. securicor,

Mini cabs

LD (Brixton)	40%
LK (Kennington)	30 %
LS (Streatham)	30%



Total Robbery FYTD:- 1551 Offences



Financial Year to Date Compared to Same Period in last Financial Year

Current Offences FYTD: -22% Down

Current Detection Rate

FYTD: 7% (Down from 8%)

Current SDRate FYTD: 7% (Down from 7%)

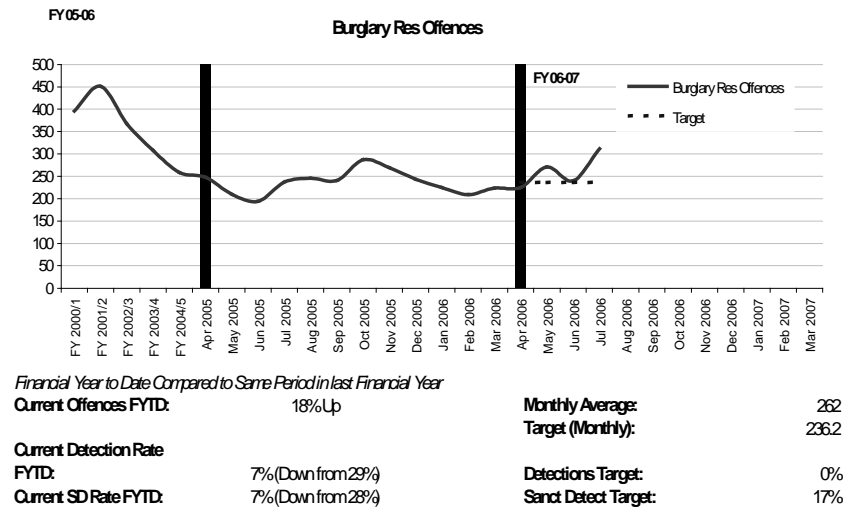
Monthly Average: 388

Target (Monthly): 4632

Detections Target: 0%

Sanct Detect Target: 14%

Burglary Residential FYTD:- 1048 Offences



Burglary Residential FYTD:- 1048 Offences

18% increase - failing on burglary

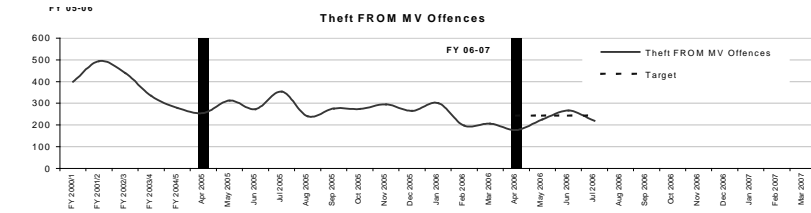
LD (Brixton)	34%
LK (Kennington)	32%
LS (Streatham)	34%

Borough is focussed

Arresting suspects

LD	Ferndale communal doors to flats being slipped
LK	Vassal & Oval Ward
LS	Streatham Wells Streatham Vale

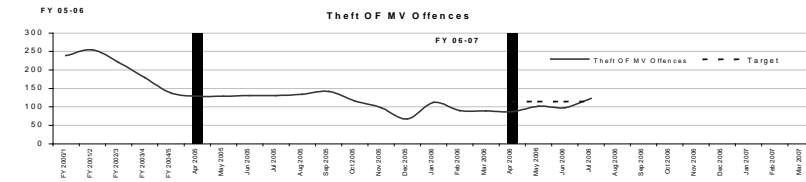
Motor Vehicle Crime FYTD:- 1298 Offences



Financial Year to Date Compared to Same Period in last Financial Year
Current Offences FYTD: -26% Down

Current Detection Rate FYTD: 2% (Down from 3%)
Current SD Rate FYTD: 2% (Down from 3%)

Monthly Average: 222
Target (Monthly): 243.8
Detections Target: 0%
Sanct Detect Target: 0%



Financial Year to Date Compared to Same Period in last Financial Year
Current Offences FYTD: -21% Down

Current Detection Rate FYTD: 6% (Down from 11%)
Current SD Rate FYTD: 6% (Down from 8%)

Monthly Average: 103
Target (Monthly): 114.0
Detections Target: 0%
Sanct Detect Target: 0%

Motor Vehicle Crime FYTD:- 1298 Offences

Theft from MV 888 offences 26% reduction

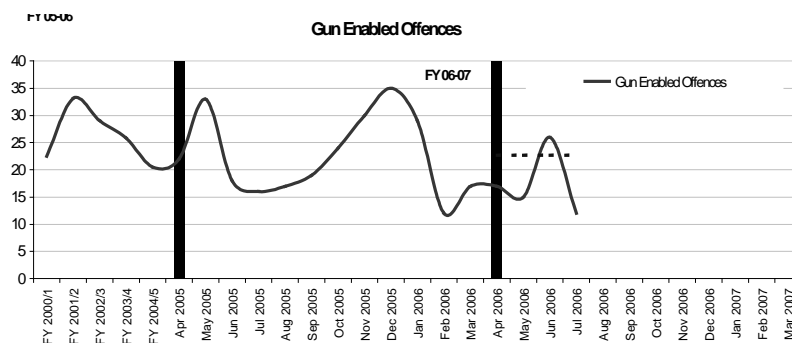
LD (Brixton) 57%
LK (Kennington) 27%
LS (Streatham) 16%
Vauxhall Cross

Theft of MV 410 offences 21% reduction

LD 31%
LK 28%
LS 41%
Martell Road Streatham
High Road
Spring Gardens



Gun Enabled Crime FYTD:- 70 Offences



Financial Year to Date Compared to Same Period in last Financial Year

Current Offences FYTD: -21% Down

Current Detection Rate

FYTD: 17% (Up from 12%)

Current SD Rate FYTD: 17% (Up from 12%)

Monthly Average: 18

Target (Monthly): 22.7

Detections Target: 0%

Sanct Detect Target: 25%

Gun Enabled Crime FYTD:- 70 Offences

- 21% reduction

- 11 Operation Neon's since beginning of year

- Firearms & Drugs team

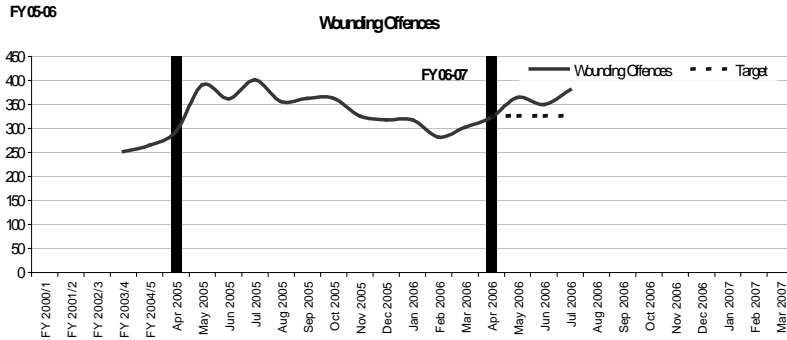
- A crime which is a specific listed offence I.e assault, theft , sexual offence whilst in possession of a firearm, imitation firearm, where firearm seen or used

- Vassal, outskirts of Myatts field

- Coldharbour, Coldharbour Lane ,Angel Town



Wounding Offences FYTD:- 1419 Offences



Financial Year to Date Compared to Same Period in last Financial Year

Current Offences FYTD: -2% Down

Monthly Average: 355

Target (Monthly): 326.2

Current Detection Rate

FYTD: 22% (Down from 43%)

Detections Target: 0%

Current SD Rate FYTD: 20% (Up from 16%)

Sanct Detect Target: 0%



Wounding Offences FYTD:- 1419 Offences

Grievous Bodily Harm and Actual Bodily Harm

2% reduction

LD (Brixton) 41%

LK (Kennington) 41%

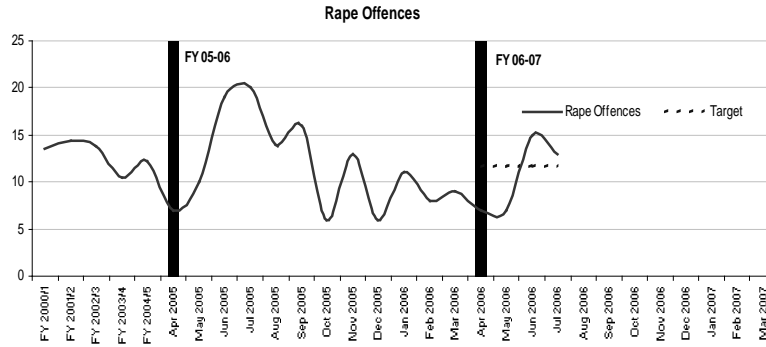
LS (Streatham) 18%

Varied attacks on varying groups ages and for many different reasons

Public areas: Streatham High Road, Streatham Green, Streatham Hill



Rape Offences FYTD:- 42 Offences



Financial Year to Date Compared to Same Period in last Financial Year

Current Offences FYTD: -25% Down

Monthly Average: 11

Target (Monthly): 11.6

Current Detection Rate

FYTD: 21% (Down from 46%)

Detections Target: 0%

Current SD Rate FYTD: 21% (Down from 43%)

Sanct Detect Target: 30%

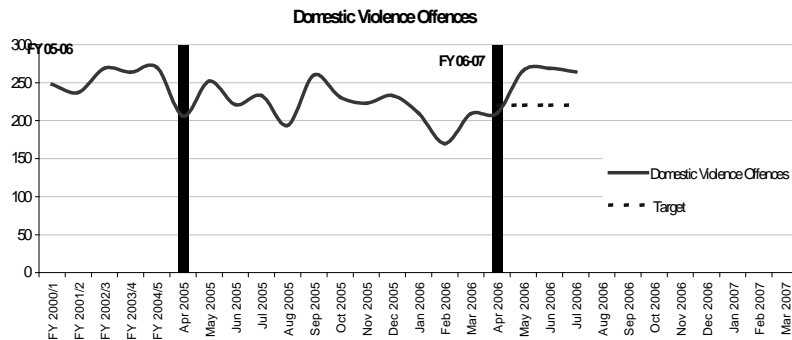


**METROPOLITAN
POLICE**

Working together for a safer London

Only 1 offence reported this year where the suspects were not known to each other.

Domestic Violence FYTD:- 1009 Offences



Financial Year to Date Compared to Same Period in last Financial Year

Current Offences FYTD: 11% Up

Monthly Average: 252

Target (Monthly): 220.2

Current Detection Rate

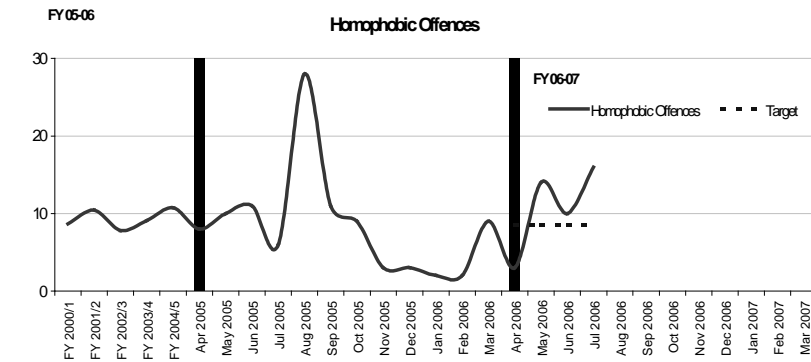
FYTD: 31% (Down from 68%)

Detections Target: 0%

Current SD Rate FYTD: 28% (Up from 22%)

Sanct Detect Target: 30%

Homophobic Offences FYTD:- 43 Offences



Financial Year to Date Compared to Same Period in last Financial Year

Current Offences FYTD: 23% Up

Current Detection Rate

FYTD: 12% (Down from 43%)

Current SD Rate FYTD: 12% (Down from 37%)

Monthly Average:

11

Target (Monthly):

8.5

Detections Target:

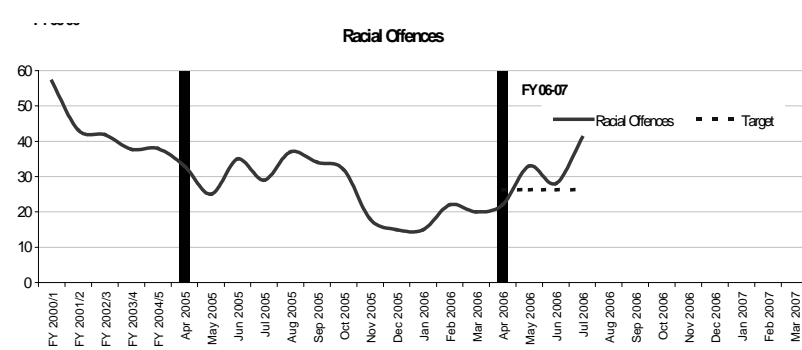
0%

Sanct Detect Target:

25%



Racial Offences FYTD:- 124 Offences



Financial Year to Date Compared to Same Period in last Financial Year

Current Offences FYTD: 2% Up

Current Detection Rate

FYTD: 23% (Down from 45%)

Current SD Rate FYTD: 23% (Down from 30%)

Monthly Average:

31

Target (Monthly):

26.3

Detections Target:

0%

Sanct Detect Target:

30%



Racial Offences FYTD:- 124 Offences

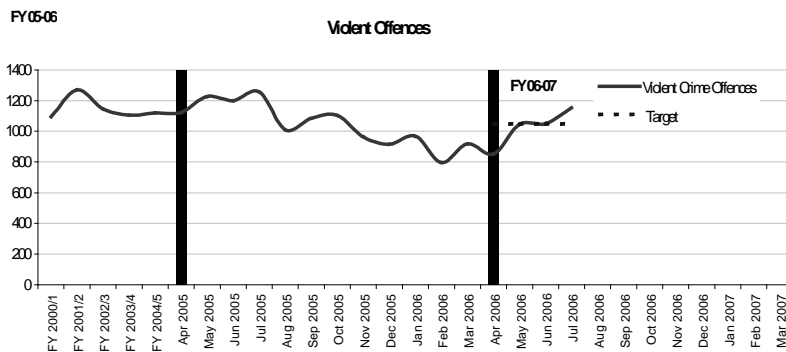
Slight increase 2%

Increase has been in the racially aggravated offences

Racially motivated offences remains consistent



Violent Offences FYTD:- 4101 Offences



Financial Year to Date Compared to Same Period in last Financial Year

Current Offences FYTD: -15% Down

Current Detection Rate

FYTD: 21% (Down from 41%)

Current SD Rate FYTD: 20% (Down from 23%)

Monthly Average: 1025

Target (Monthly): 1047.2

Detections Target: 0%

Sanct Detect Target: 0%

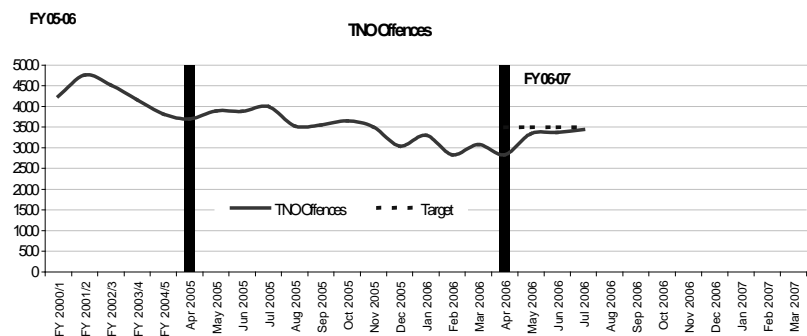
Violent Offences FYTD:- 4101 Offences

Violent Offences combine a number of classes of notified offences

- Murder
- GBH
- ABH
- Common Assault
- Offensive Weapon
- Harassment
- Other Violence
- Rape
- Other Sexual Offence
- Robbery Personal
- Robbery Commercial



Total Notifiable Offences FYTD:- 13001 Offences - 16% reduction



Financial Year to Date Compared to Same Period in last Financial Year

Current Offences FYTD: -16% Down

Current Detection Rate

FYTD: 18% (Down from 27%)

Current SD Rate FYTD: 17% (Down from 20%)

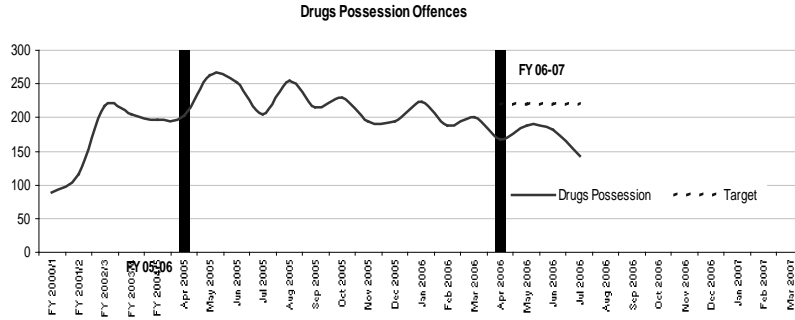
Monthly Average: 3250

Target (Monthly): 3497.3

Detections Target: 0%

Sanct. Detect. Target: 20%

Drugs Possession Offences (Classes A,B,C) FYTD:- 680 Offences



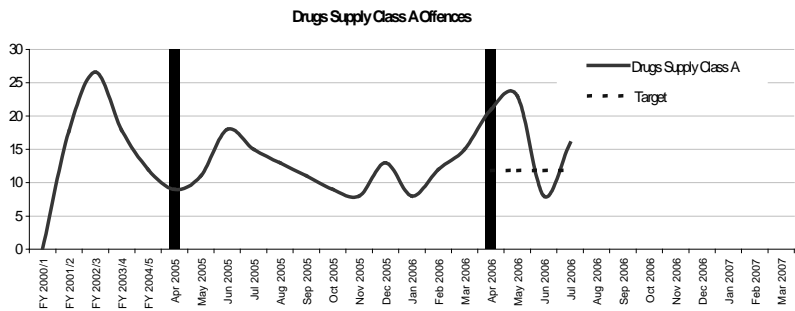
Financial Year to Date Compared to Same Period in last Financial Year

Possession

Current Offences FYTD:	-26% Down	Monthly Average:	170
		Target (Monthly):	218.8
Current Detection Rate FYTD:	85% (Down from 93%)	Detections Target:	0%
Current SD Rate FYTD:	85% (Down from 91%)	Sanct Detect Target:	0%



Drugs Supply Class A Offences FYTD:- 68 Offences - 28% up



Financial Year to Date Compared to Same Period in last Financial Year

Supply

Current Offences FYTD:	28% Up	Monthly Average:	17
		Target (Monthly):	11.8
Current Detection Rate FYTD:	NA	Detections Target:	0%
Current SD Rate FYTD:	12% (Up from 9%)	Sanct Detect Target:	0%

