

Weighing the Balance, Bridging the Gap

Stop-Search in Lambeth

1 May 2007

Sgt. Simon Bachelor, MPS (TSG)
Ch. Insp. Patrick Beynon, MPS Lambeth
Jim Toohill, CPG

CPCGLambeth



Stop-Search Sub-Group

- **Initially formed 2002**
- **CPCG members and police officers working together, to monitor the borough wide picture and develop community and police strategies for improvement.**
- **Has made a number of presentations to CPCG, all available on the website - www.lambethcpcg.org.uk**
- **Lambeth model now adopted London wide.**
- **Submission to MPA Scrutiny (2003) stated**
 - “It is this group, [the majority who are stopped and searched without anything being found on them] who are our first priority, since it is this group who are most likely to feel aggrieved, the more so if their experience was not a good one or if they feel they have been unfairly targeted because of their appearance, lifestyle or ethnicity.”

CPCGLambeth



Key Learning from Previous Presentations

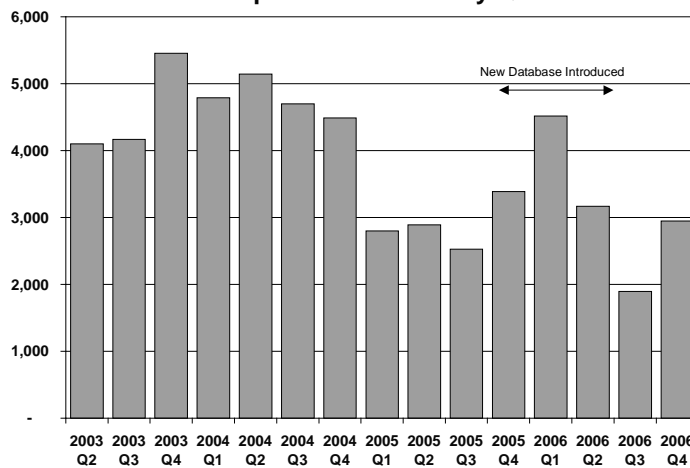
- Stop and Search is concentrated on crime hot-spots, with 50% of Stops and Searches in three wards
- Drugs Stops are the biggest player (60%), followed by Stolen Property (20%) and Weapons (10%)
- There is disproportionality between ethnic groups and age ranges, and this differs for different reasons for Stops ie for different type of crime.
- For some types of crime, disproportionality in Stop and Search is matched by disproportionality in victims reports of perpetrators.
- The reasons for arrest are very often different from those for the stop. The arrest rate was, in the community's view, very low.
- Disproportionality is higher in wards with lower volumes of stops.
- Available informations systems cannot track the 'yield' of Stop and Search to 'Sanction', led alone judicial outcome.

CPCGLambeth

Lambeth
Borough Police

Progress Report - Volume has generally fallen

Stops and Searches by Quarter

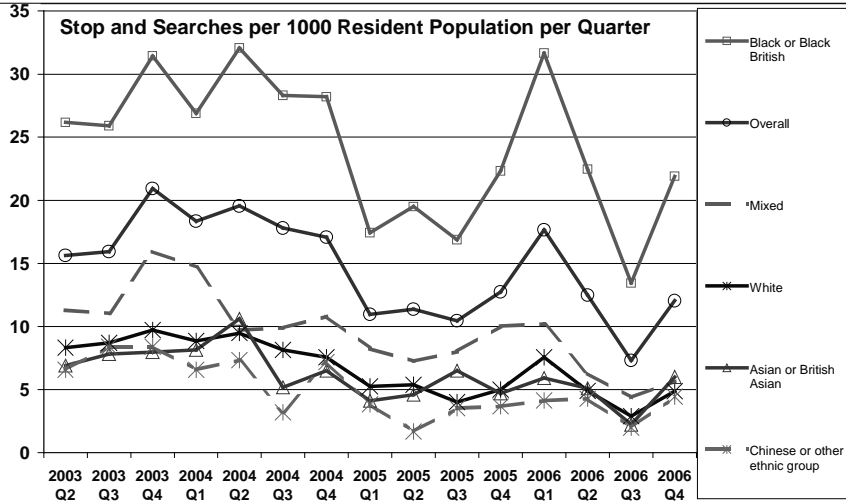


Source: MPS Lambeth Stops Database to 2006, MPS Central Stops Database thereafter; Terrorism Stops Excluded

CPCGLambeth

Lambeth
Borough Police

So the likelihood of Being Stopped and Searched has dropped for every group

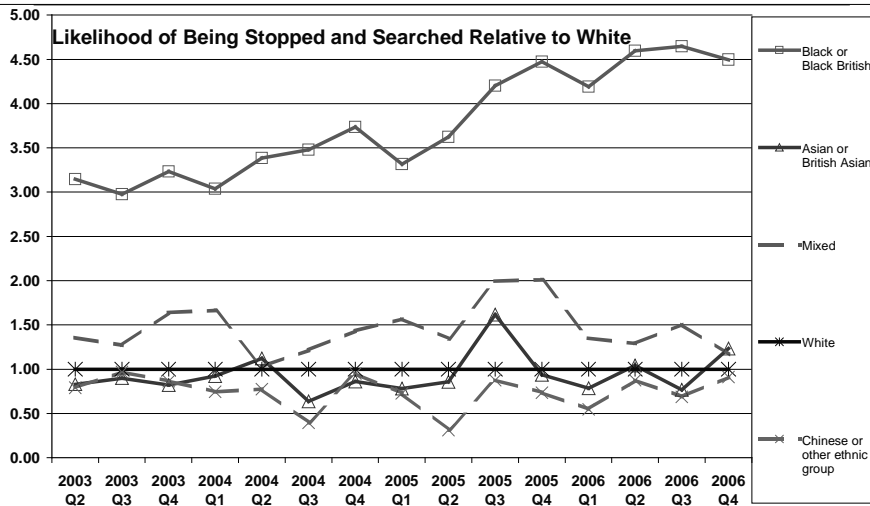


Source: MPS Lambeth Stops Database to 2006, MPS Central Stops Database thereafter; Terrorism Stops Excluded

CPCGLambeth



But some have fallen faster than others....so disproportionality has increased! Is the glass half full or half empty?

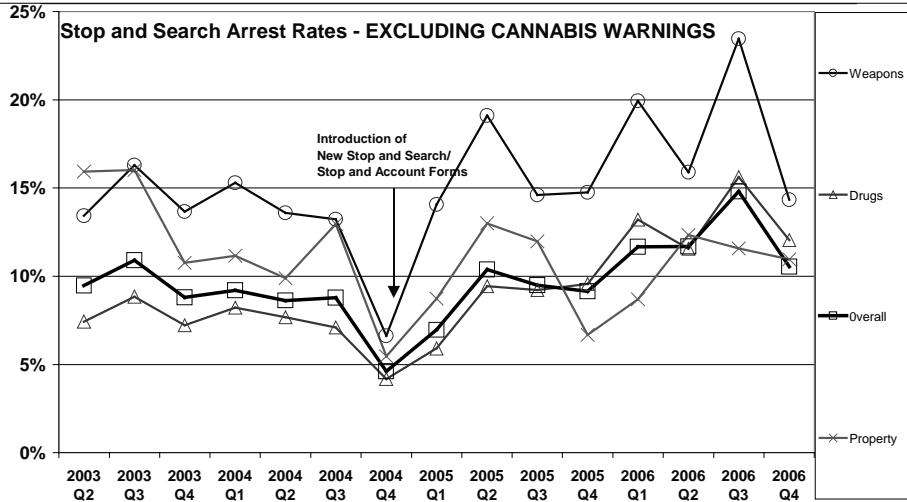


Source: MPS Lambeth Stops Database to 2006, MPS Central Stops Database thereafter; Terrorism Stops Excluded

CPCGLambeth



Arrest rates trending upwards from autumn 2004

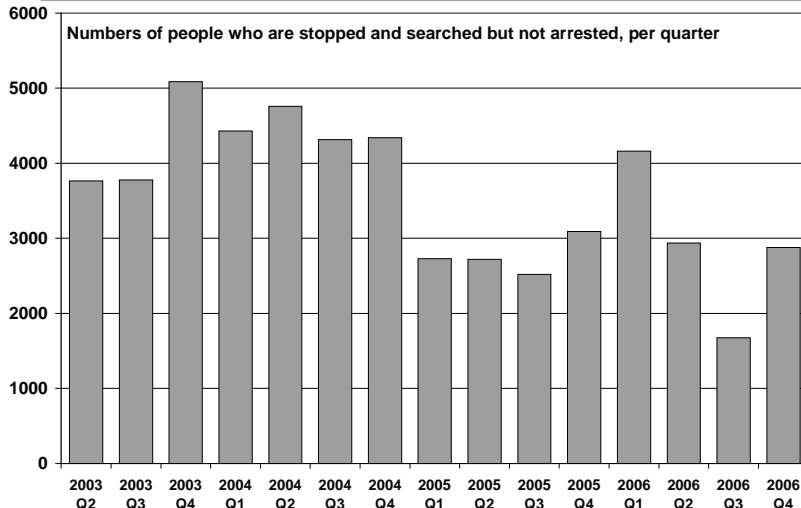


Source: MPS Lambeth Stops Database to 2006, MPS Central Stops Database thereafter; Terrorism Stops Excluded

CPCGLambeth



The combined effect is to reduce the numbers of people who 'walk away'



Source: MPS Lambeth Stops Database to 2006, MPS Central Stops Database thereafter; Terrorism Stops Excluded

CPCGLambeth



Other changes over the period

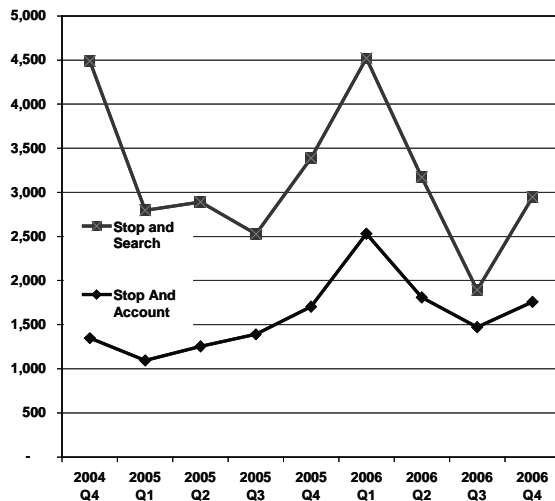
	First Full Year (2003Q2 - 2004Q1)	Last Full Year (2006Q1 - 2006Q4)
Reasons for Stop-Searches:		
Drugs	65%	54%
Stolen Property	20%	25%
Weapons	8%	11%
The Rest	7%	9%
Relative Likelihood of being stopped:		
Under 25 (per '000 pop)	24	20
Over 25 (per '000 pop)	15	9
Ratio	1.62	2.30
Arrest for Type of Offence other than that which Search was for	59%	49%

Source: MPS Lambeth Stops Database to 2006, MPS Central Stops Database thereafter; Terrorism Stops Excluded

CPCGLambeth



Stop and Account

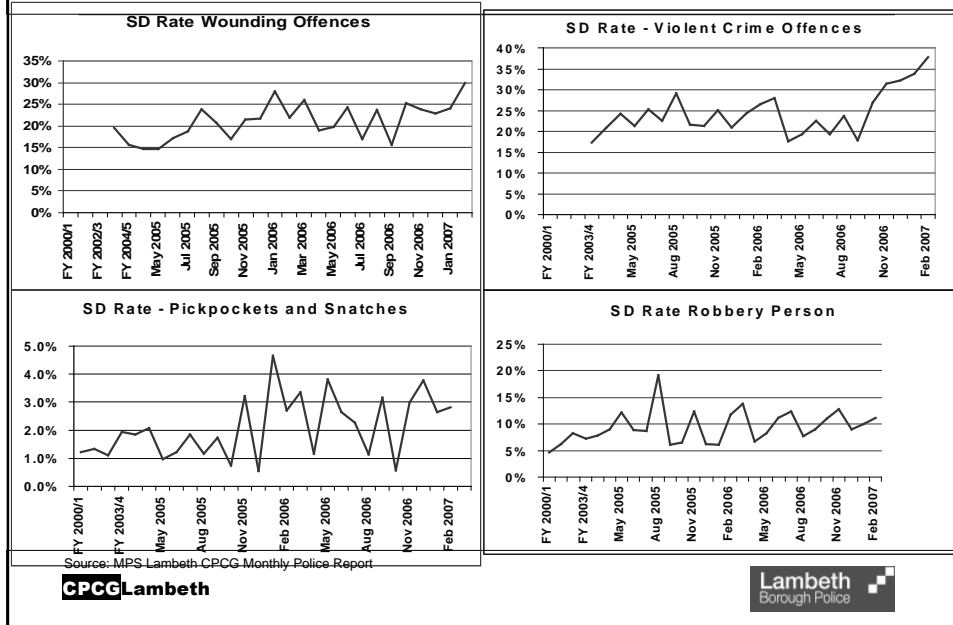


Reasons for S&A	2005	2006
Suspect Crime &tc	46%	54%
Check Details	15%	16%
Not Recorded	12%	0%
Traffic Violation	8%	9%
Welfare	6%	10%
Warrant/Bail Check	5%	5%
Other	4%	2%
Police Operation	2%	1%
Follow up service	1%	1%
Follow Intelligence	1%	1%
None Given	0.2%	0.5%

CPCGLambeth



And the impact on crime and its detection? (Sanction Detection rates)



Community 'Wish List'

- **More of the same and faster!**
- **'Good grounds' to be reflected in an 'odds-on' arrest rate - 51%, fewer Searches for the same results**
- **Develop improving the delivery and monitoring of the qualitative side of Stop and Search**
- **Tracking through to sanction and judicial outcomes**
 - **Decent systems for police management information (more Tesco's than "Open All Hours")**
- **Good training of officers in the community cost, as well as the gains, of Stop and Search**
- **Awareness in the community, especially of young people, in the rights and responsibilities and how to play their part**
- **Clarity around the purpose of Stop and Search, in distinction to ancillary benefits.**

CPCGLambeth

Lambeth
Borough Police

Police response - managing Stop and Search

- Proportion of Stop and Account increasing and Stop and Search decreasing in 2006 compared with 2005. This is in line with other boroughs across London.
- Arrest rate increasing. Now 13% compared with the London average of 11%.
- Lambeth has a higher proportion of arrests from stop and search for firearms and offensive weapons than the London average.

Police response - managing Stop and Search

- Black searches per 1000 Black population are 29.2 in London compared with 19.7 in Lambeth.
- Asian Searches per 1000 Asian population is 11 in London compared with 4 in Lambeth.
- White searches per 1000 white population are 6.35 in London compared with 3.5 in Lambeth.

Police response - managing Stop and Search

- **Complaints made against Police resulting in stop and search has decreased. Currently it is 25% decreased compared with a 1% increase in London.**
- **Year to end October 2006 saw a 30% decrease compared with a 27% increase in London.**

Qualitative Inspection.

- **Monthly quality assurance report to monitor QA issues with stop and search across the borough.**
- **Increase timeliness of entering stops on the database.**
- **Quality control check of officers stops profile.**
- **Youth interaction induction process to be introduced for recruits on Lambeth Borough.**

Territorial Support Group – What are we doing to help Lambeth?

What do the TSG do?

- Support borough policing
- To secure the capital against terrorism
- 24 hour pan-London response

Why are the TSG represented on the stop/search forum?

- TSG conduct more stop and search than anyone else
- Maintain contact with community
- Aim to dispel negative stereotyping of TSG

Territorial Support Group – What are we doing to help Lambeth?

Why is the success rate higher?

- Intelligence led policing
- Small teams of officers

What are we doing to share that success?

- Identify best practice
- Training for new recruits
- Community projects

The future?

Work Plan for SSMG

- **Quarterly reports with commentary into borough police report**
- **Annual report and presentation to public forum**
- **School's Resource pack for the Autumn Term**
- **Engage more young people**
- **Develop work in the areas of resolving grievances that don't amount to a formal complaint**
- **Develop work with other monitoring groups across London**
- **Develop Stop and Account monitoring to Stop and Search standard**

More detail

Previous Presentations: www.lambethcpcg.org.uk

Current Performance: www.met.police.uk/stopandsearch/borough_data.htm

MPA Scrutiny: www.mpa.gov.uk/issues/stop-search/default.htm

MPA Advice Leaflet: www.mpa.gov.uk/issues/stop-search/leaflet.htm

Stop And Search Advice www.stopandsearch.com/

Liberty Website: www.yourrights.org.uk/your-rights/

Home Office manual: www.acpo.police.uk/asp/policies/Data/stopandsearch_intermanual.pdf

Stop and Search and Protests www.urban75.org/legal/section44.

Police and Criminal Evidence Act (1984) Codes of Practice relating to searches:

http://police.homeoffice.gov.uk/news-and-publications/publication/operational-policing/PACE_Chapter_A.pdf